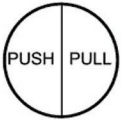



G/C Melodeon Chart Showing Notes on the Stave


KEY



PUSH PULL



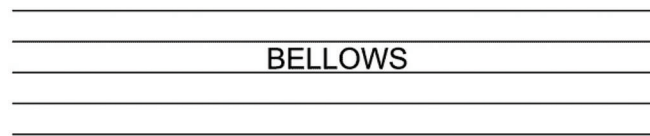
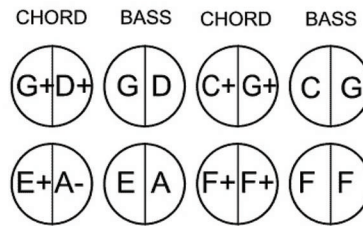
normal keyboard button (black)












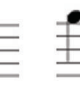















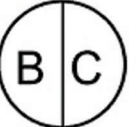



















accidental button (red)

Chords
 + = major
 - = minor

KEYBOARD LAYOUT: 21 button G/C with standard accidentals



with ABC notation equivalents - please note that if you are playing in the key of G major the F's will be sharpened automatically and there would be no need for the ^ symbol in the case of ABC notation or the # symbol in the case of music notation

	-B	^G	G, B,	C D	E F	G A	c B	e d	g f	c' a	e' b	
												
C Row												
G Row												
												
	-E	^C	D, ^F,	G, A,	B, C	D E	G ^F	B A	d c	g e	b ^f	d' a